

RAJA MANSINGH TOMAR MUSIC & ART


UNIVERSITY GWALIOR (M.P.)

SYLLABUS

FOR

**CERTIFICATE CORSE Fashion Design
&
Interior Design**

PROGRAMME

The image shows several handwritten signatures in black ink. There are approximately seven distinct signatures scattered across the lower half of the page. Some are large and stylized, while others are smaller and more compact. The signatures appear to be of various individuals, likely faculty members or officials associated with the college.

NARMADA COLLEGE OF FINE ARTS
14th Landmark, Rohit Nagar, Phase-I,
BHOPAL (M.P.) PIN-462039
Ph one No.:0755-2431251

**Raja Man Singh Tomar Music and Arts University
Gwalior (M.P.)**

Certificate Course-Fashion Design

One Year Course Scheme of Exam Total Marks:200

		Paper	Size	Time	Marks
1 Theory	I	Basics of Textiles			50
	II	Basic Sewing			50
2 Practical	I	Basic Sewing	A3	3 Hrs.	50
	II	Art and design	A3	3 Hrs.	50
Grand Total					200

Am

Am

Am

Pani

Am

Am

Raja Man Singh Tomar Music and Arts University
Gwalior (M.P.)
Certificate Course-Fashion Design
One Year Course

Paper I (Theory): Basics of Textiles Total Marks: 50

Unit 1:

- Importance of textiles and relation to fashion designing,
- Essential properties of textile fibers
- Classification of textile fibers

Unit 2:

- Spinning the yarns
- Fabric forming methods-
 - i. Looms and Weaving,
 - ii. Knitting
 - iii. Non-woven

Unit 3:

- Introduction to basic weaves: plain, rib, basket, twill, sateen, satin, huckaback, honeycomb, pile, and swivel
- advantages and disadvantages

Unit 4:

- Finishing on fabric,
- Sociological and Psychological significance of clothing
- Selection of special fabrics

Unit 5:

- care and storage of clothing.

[Handwritten signatures and marks]

2
 NARMADA COLLEGE OF FINE ARTS
 14th Landmark, Rohit Nagar, Phase-I
 BHOPAL (M.P.) PIN-462035
 Phone No. 0755-2431251

- Important Indian fabrics.

ASSIGNMENT DETAILS:

- i. Identification of 10 fabric swatches of 3"X3" by burning test for natural and manmade Fibers.
- ii. Collection of different yarns available in market and collection of weaved and knited fabrics
- iii. Representation of the following basic weaves on graph paper.
- iv. Collection of fabric for special use.
- v. Collection famous textiles of India.

REFERENCE BOOKS:

1. Textile from fiber to fabric-Sixth edition Berard Cobman Mc grew-hill international edition 1983
2. Understanding TextilesSixth Edition Bellie .J. Collier, Phyllis Toratora Prentice-Hall, Inc. 2001
3. J.J. Pizzuto's Fabric Science- Seventh Edition Arthur Price, Allen C-Cohen, Ingrid Johnson Fairchild Publications 1999
4. Textiles-Tenth Edition Sara J. Kadolph Pearson Prantice Hall 2007 08
5. Clothing Technology Sheila Jefferson Abhishek Publications 2005
6. Vastra vigyaan and paridhan, Dr.Pramila Verma, Bihar Hindi Granth Academy

Handwritten signatures and initials are present at the bottom of the page, including "Anon", "Soni", "3", "M", "Fani", "R", "Teg", and "Soni".

Paper II (Theory): Basic Sewing

Total Marks: 50

Unit 1:

- Parts of sewing machines,
- Introduction to Sewing Machines attachments and their applications, Sewing defects and their remedies,
- Control, postural and safety parameters,
- Types of special function machines,
- Qualities of good tailoring.
- Tailoring equipments

Unit 2: Paper Exercise

- Introduction to Seams and seam allowance
- Hem Finish
- Necklines and Facings – Fused, Un-fused and Bias.
- Fasteners – Hook And Eye, Button and Button Hole, Press button, Draw Strings, Velcro, Zippers

Unit 3:

- Waistband- Fused, Un-fused, Elasticized
- Plackets / Openings - Slit, Blouse, Shirt Placket
- Pockets – Patch (square, three Point), Flap, Inseam Pocket (side)
- Cuffs (Square, Round)

The bottom of the page features several handwritten signatures and initials in black ink. From left to right, there is a signature that appears to be 'Anon', a signature with a large flourish, a signature with the number '4' above it, a signature that looks like 'Om', a signature that looks like 'G', a signature that looks like 'Fani', and a signature that looks like 'K. P.'.

- Shirt Collar and Stand collar

Unit 4:

- Method of taking measurements
- Standard measure table (male, female and children)
- fabric estimation,
- Direction of fabric,
- Making pattern,
- Layout on fabric


Unit 5: Drafting, Pattern making and Sewing of basic garments-

- Apron/Bib
- Jhabla and Cap
- Simple frock
- Peticot 6 kali
- Simple kurti
- Salwar
- Simple Blouse

ASSIGNMENT DETAILS:

- i. Making Labeled chart of Machine.
- ii. Submission of various fasteners
- iii. Sample of different stitches using different machine setting in domestic machine.

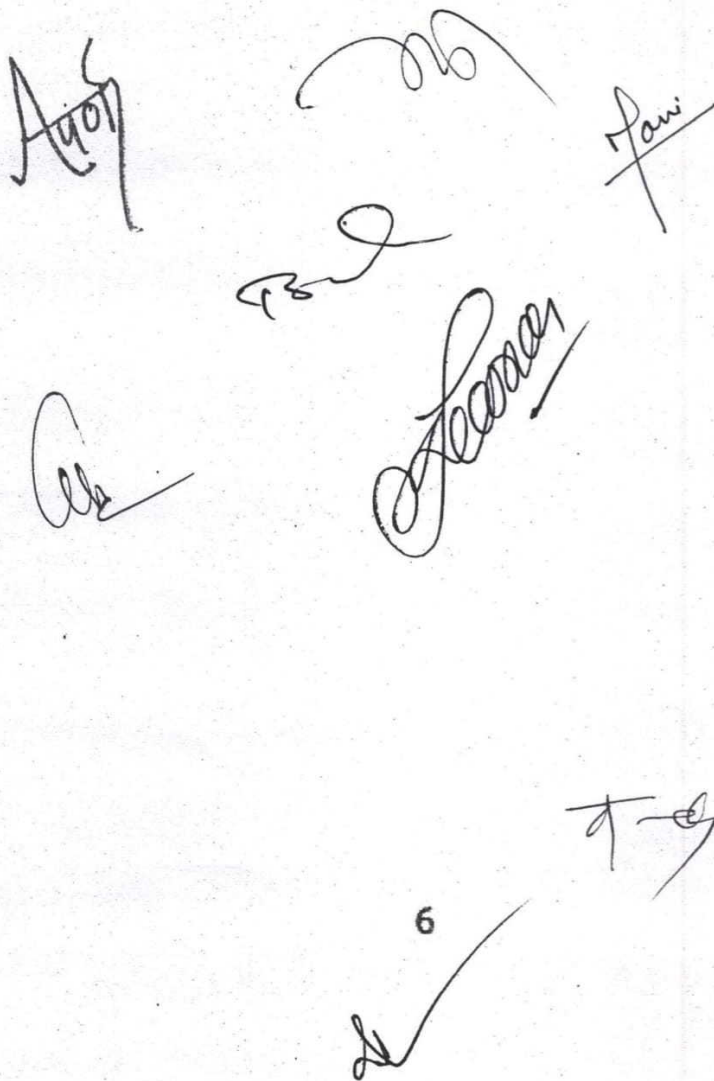
REFERANCE BOOKS:

The block contains several handwritten signatures and initials in black ink. On the left, there is a signature that appears to be 'Suman'. In the center, there are several initials, including one that looks like 'Ayo' and another with the number '5' above it. On the right, there is a signature that looks like 'K-g'.

Jani

NARMADA COLLEGE OF FINE ARTS
14th Landmark, Rohit Nagar, Phase-I,
BHOPAL (M.P.) PIN-462039
Ph one No.:0755-2431251

1. Complete Guide to Sewing Readers Digest The reader's digest association, 1976
2. Complete Book of Sewing Alison Smith Dorling Kindersley, 1999
3. Singer Sewing Book Gladys Cunningham The singer company, 1st edition
4. The sewing book Alison Smith Dorling Kindersley, 2009
5. Vastra vigyaan and paridhan, Dr.Pramila Verma, Bihar Hindi Granth Academy



Handwritten signatures and marks:

- A stylized signature on the left.
- A signature in the center that appears to read "Prav" or "Prav".
- A signature on the right that reads "Pani".
- A signature below the center that reads "Prav".
- A signature at the bottom right that reads "Prav".
- A small number "6" written below the signature at the bottom right.

SUBJECT: Basic Sewing (PRACTICAL)

Total Marks:50

- i. Submission of all seams on muslin
- ii. Submission of Hem Finish on muslin
- iii. Submission of Necklines and armhole facings
- iv. Submission of Waist bands Minimum 3 samples
- v. Submission of plackets
- vi. Submission of pockets
- vii. Submission of Cuffs
- viii. Submission of Collars
- ix. Making of any five garments

Amol

[Signature]

[Signature]

[Signature]

[Signature]

[Signature]

[Signature]

[Signature]

SUBJECT: FASHION ART & DESIGN- I (PRACTICAL)

Total Marks:50

Unit 1: Basic line & shading exercise-

- Lines & Shading exercises using various pencil & color mediums. Such as, Grade pencils, Color pencils, Poster color/ water color, Charcoal
- Study of Basic Geometrical shapes and their constructions

Unit 2: Nature study (Nature in form, Nature in print, Nature in texture)-

- Sketching of natural forms from nature like flowers, leaves, branches, plants etc.
- Conversion of natural forms into design forms.
- Copying various textures from nature.


Unit 3: Object Drawing

- Drawing of 3-D geometrical shapes in different angles. Such as Cube, Pyramid, Cuboids, Cylindrical forms.
- Drawing manmade objects in different angles. Such as Bottles, Sharpener, Glass, Pencil, Pen etc.
- Drawing of 2D & 3D forms by Orthographic & Isometric projections.

Unit 4: Human figure study

- Basic drawing of Male & Female figure with appropriate proportions.

8

The bottom of the page features several handwritten signatures and scribbles in black ink. From left to right, there is a signature that appears to be 'Amit', followed by a signature that looks like 'Raj', a signature that is mostly illegible but seems to start with 'Om', a signature that looks like 'Anu', a signature that looks like 'Anu' with 'Law' written above it, and finally a signature that looks like 'Anu' with 'Key' written above it.


- Various views of the Male & Female figure (front, back, side and 3/4th)

Unit 5: Printing and Embroidery


- Students will make 10 samples of various stitches.
- Block printing, stencil printing
- Tie and dye

ASSIGNMENTS-


- 1) Line exercise with Graph pencil (HB, 2B, 3B, 4B, 5B, 6B)
- Students will practice lines on A3 size pages using Horizontal, Vertical, Diagonal, Light to Dark, Dark to Light.
- 2) Draw different shapes and constructing using geometry box.
- 3) Drawing of different Natural forms and converting them to make different Design forms.
- Students will draw 20 Natural forms from the surroundings and will convert these into Design forms by selecting best 5 forms.
- 4) Perspective drawing of geometrical shapes like Cube, Cuboids, Pyramid or combination of these three.
- 5) Drawing manmade objects in different angles (still life).
- Students will draw objects like Bottles, Sharpener, Glass, Pencil, Pen etc. in specific angles. (total number of objects- 3)
- 6) Conversion of 3D into 2D (Front view, Top View and Side View of a given object.)
Conversion of 2D into 3D (Construct 3 D Image from 3 views of a given object)
- 7) Drawing basic Human figure with the help of Stick figure, Block figure & fleshing of the figure with different positions with reference and use of Mannequin.
- Students will draw 20 figures.



 Handwritten signatures and scribbles, including the name 'Anon' and a large signature that appears to be 'Sanyal'. There are also some illegible scribbles below.



NARMADA COLLEGE OF FINE ARTS
 14th Landmark, Rohit Nagar, Phase-I.
 BHOPAL (M.P.) PIN-462039
 Ph one No.:0755-2431251



 Handwritten signatures below the stamp, including one that looks like 'Anon' and another that is partially legible as 'T-e-y'.

- 8) Students will make 10 samples of various stitches.
- 9) Sample of Block printing, stencil printing –three of each
- 10) sample of Tie and dye method of dying- 06 samples.

REFERENCE BOOKS

- 1 Grade Examination-Drawing Made Easy Subodh Narvekar Avdhut Narvekar Navneet publication (India) Ltd.
- 2 Sketching and Drawing Vasudev Kamath – Jyotsna Prakashan Pune ,2nd Edition,2006
- 3 Still Life Sanjay Shelar Jyotsna Prakashan Pune, 1st Edition,2007
- 4 Perspective Milind Mulik Jyotsna Prakashan Pune, 1st Edition,2006
- 5 Colour Pencil Rahul Deshpande, Gopal Nandurkar Jyotsna Prakashan Pune, 1st Edition,2004
- 6 Draw and Paint Pundalik Vaze – Jyotsna Prakashan Pune , 1st Edition,2002
- 7 Figure study made easy Aditya Chaari Grace Publication, Mumbai 2005
- 8 Anatomy and Drawing Vicotor Perard Grace Publication, Mumbai 2000
- 9 The Complete Book Of Drawing Human Body Keshav Kumar Adarsh Books New Delhi-2 , Publication Year – 2004
- 10 Figure Drawing Made easy Shankar Modgela Grace Prakashan Bombay. Publication Year – 2000
- Vastra vigyaan and paridhan, Dr.Pramila Verma, Bihar Hindi Granth Academy

Avdhut Narvekar

10

Pawani

Prakashan

93

Shankar

Modgela